



HOW TO WRITE A STORY

By Emma I., 3rd Grade

This report will consist of steps for writing a story and tips on how to improve your writing skills. First I will tell you the first steps to take, from experience:

1. Plan out the basic idea of your story, for example, what is the story about, what is the general conflict, what are the first events in order.
2. Plan out your ideas on a piece of paper, a note book, or something else you think of. Your plan could be in pictures, or of course words.
3. Next thing you should do is make it real, by writing a final copy exactly how you want it to end up.
4. Then you should type it up and print it and take it to a publisher. Oh and illustrate it, I forgot.



So that's a story for you. Now you are on to the tips.

5. Edit your paper before you give it to the publisher. That means check the spelling and if you actually want those words, that character and stuff like that.
6. Never rush. You could make a mistake or do something you don't want to do that would be later too hard to correct. There's no reason you should not want to take your time!
7. Always re-read it. It helps you know if there's something you didn't catch the first time, like things that might be in your head but your reader wouldn't understand without more detail.
8. Be creative! Maybe you could write your whole story in interviews. You could!

I hope you enjoyed reading about writing. Now go give it a try!

The End

Ocean Facts by Evelyn M., 1st Grade

Since Edison's Ocean Week is coming up, I wanted to look up facts about the ocean. Here they are.

Did you know that life on Earth began in the ocean?

There are about 20 million tons of gold in all of the oceans. A ton is how much my mom's car weighs.

The blue whale is the biggest animal on Earth (it's even bigger than the biggest dinosaurs were). The blue whale's heart is as big as a small car. Fifty people can stand on its tongue.

These facts are from www.savethesea.org and school.discoveryeducation.com/schooladventures/planetoccean/bluewhale.html.

READ! OBOB News!

by Kate V., 3rd Grade

The first annual Battle Of the Books of Edison Elementary was a big success. The winners were the 5th grade Bookworms, who won over the Ducks. The score was 85 to 55. The Bookworms will be advancing to the Regionals on March 12th. The Bookworms were Aidan G., Calvin M., Cora D., and Jasper K.

Alex's computer advice

How to use G-mail

By Alex K., 2nd grade

G-mail is something to send messages, have a conversation or if you set it up, you can call from it, or send pictures. You can send files.

Ask a parent how to set it up.


If you already know, you can set it up with your parents' permission.

To get to G-mail, you could go to Safari, or Firefox, or Chrome, Those are web browsers. When you're in your web browser, you type "mail.google.com" and press **return** or **enter**.

Sign in with your Gmail address and password. The first thing you see is your inbox.

To write a note, click on "Compose Mail." When you're done, press "Send" in the upper left corner.

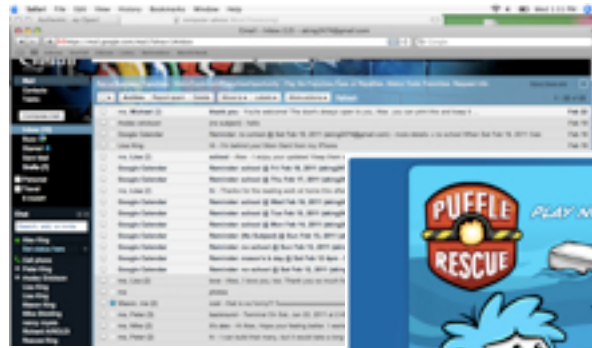
Good Luck!!!



done by computer!!!



done by hand!!!



← This is Gmail
This is Club Penguin
↓



Are you looking for a computer game?

Why don't you try Club Penguin? Go to Miniclip.com or just Mini Clip, but at Mini Clip there are tons more games than just Club Penguin!





CRAZY ERASERS

By Lane M., 3rd Grade



The first thing you need to know about crazy erasers is why we like them!

1. They are fun to collect.
2. You can play with them.
3. We find it amazing that these cute figures are actually erasers.
4. You can you can also switch body parts, like this

The second thing you need to know is where to get them!


Our favorite place to get them is at the Elephant's Trunk. The erasers cost \$1.00 a piece there. They are also available online and at other stores where they vary in price.

The third thing you need to know is the shapes you can find!

Crazy erasers are available in crazy shapes like furniture, animals, food and other random shapes.



MAZE





Ways to play in the rain

By Evelyn M., 1st Grade

1. Have a play date.
2. Play with your favorite toy.
3. Cook.
4. Draw.
5. Watch a movie.



Strawberry Shortcake

Here's a recipe for strawberry shortcake. It's good for Mother's Day.

Ingredients

- 1 1/2 pounds strawberries, stemmed and quartered
- 5 tablespoons sugar
- 2 cups all-purpose flour
- 2 teaspoons baking powder
- 1/4 teaspoon baking soda
- 2 tablespoons sugar
- 3/4 teaspoon salt
- 1 1/2 cups heavy cream
- Whipped Cream, recipe follows



Whipped Cream:

- 1 1/2 cups heavy cream, chilled
- 3 tablespoons sugar
- 1 1/2 teaspoons vanilla extract
- 1 teaspoon freshly grated lemon zest

Using a mixer, beat the heavy cream, sugar, vanilla, and lemon zest until soft peaks form, about 1 1/2 to 2 minutes.

This recipe is from www.foodnetwork.com

Directions

Mix strawberries with 3 tablespoons sugar and refrigerate while juices develop, at least 30 minutes.

Preheat the oven to 400 degrees F.

Sift together the flour, baking powder, baking soda, remaining 2 tablespoons sugar, and salt in a medium bowl. Add heavy cream and mix until just combined. Place mixture in an ungreased 8-inch square pan and bake until golden, 18 to 20 minutes.

Remove shortcake from pan and place on a rack to cool slightly. Cut into 6 pieces and split each piece in half horizontally.

Spoon some of the strawberries with their juice onto each shortcake bottom. Top with a generous dollop of whipped cream and then the shortcake top. Spoon more strawberries over the top and serve.



Photos and drawings by Evelyn M.

All About Fairies

by Faolan A., 1st grade

Once upon a time there was a place called Pixie Hollow. All the fairies lived there, and guess what? They still do!

Alice is a fairy. She's the princess of Pixie Hollow. She likes to go exploring, but her mother doesn't like that, so she has to make it a secret. Then one day, her mother catches her!

Little Munchkey is a munchkin, of course. He is very good friends with Alice. They're best friends. Munchkey goes exploring with her, but the Queen doesn't like Munchkey. They don't like the munchkins at all, so Alice has to keep that a secret, too.

But one day, when Alice's mother was in her room, Alice snuck out of the kingdom. Munchkey was waiting for her outside the kingdom. They went on an adventure. They met lots of other munchkins, and Alice really liked the munchkins. She wished she could be a munchkin, but she knew her mother wouldn't like that. So she went home and her mother never knew she went on an adventure with Munchkey!



Pictures by Faolan A.

Draw your own fairy here:

Cute Animals

By Avery M., Kalli P.
and Natalie H.,
3rd Grade

Panda bear



They will move at a slow trot to escape danger. Their esophagus has a tough lining to protect the panda from bamboo splinters.

Info from: www.indianchild.com

Skunk



Skunks have been known to be carriers of rabies. This will happen if they are bitten by or eat an animal that is affected.

Info from: ezinearticles.com

Orangutan




Orangutans are highly intelligent and use tools.

Info from: ezinearticles.com

images from: Babyanimalz.com

Chinchilla



Chinchillas are pregnant for 111 days and usually have 2 kits. The kits are born with their eyes open and fully haired.

Info from: Chinchilla Planet

Koala



The males are larger than females. Southern koalas are 30% larger than the Northern koalas.

Info from: www.giftlog.com

Deer



White Tailed Deer eat legumes, shoots, cacti, grasses, and Red Sumac mushrooms.

Info from: Wikipedia

Puppies



Puppies get fed three times a day morning, afternoon, and dusk.

Info from: [Avery M.](#)

Dolphin



Dolphins can stay under water for 15 minutes.

Info from: Dolphins-world.com

Loggerhead Sea Turtle



The Loggerhead Sea Turtle is fully protected in Australian waters. It is listed as endangered species.

Info from: www.marineparks.wa

Kitten



Ailurophilia is the "love of cats."

Info from: www.catscans.com

Help the Baby Bears Find their Mom

By Natalie H. and Avery M., 3rd Grade

Once upon a time, there were three little bears (but not **those** bears). Actually, it was two little bears. Their mom went out to gather food. She told them, "Stay there!" But, they didn't listen! So they wandered away...

Suddenly, as they were walking, they saw two scary guys without ears! They were scared to death so they ran. Please help the baby bears find their mom. (*Please do!*)



Maze & bears by Natalie and Avery; small animals by Natalie, Avery & Kalli

JOKES AND RIDDLES

Collected by Avery M. Kalli S. and Natalie H., 3rd Grade

What do you call a duck with fangs?

Count Quackula!

Why do seagulls never fly across the bay?

Because if they flew across the bay they would be bagels

Why didn't the dinosaur cross the road?

Because the road was not invented!



Maya's Lion Page



LEVA THE LION BY MAYA K.

I drew a lion
because I like lions.
I've always liked
lions because
they're cute. My
stuffed animal is
cute - it's a lion.

FACTS ABOUT LIONS

Lions live in Africa and Asia and some parts of India. Sometimes lions eat people. But mostly they eat wildebeest, zebras, warthogs, and hippos. Large male lions can weigh as much as 10 second graders (that's 550 pounds). Lions live 10 to 14 years in the wild.

Photo and information from www.wikipedia.com



photos from: xarj.net and wallpapers.li

Maya's Guinea Pig Page

Facts about Guinea Pigs

By Maya K., 3rd Grade

Guinea pigs are cute and puffy. Babies are called piglets. Guinea pigs aren't really pigs, they are rodents. Rodents are small animals like mice and bunny rabbits.

Guinea pigs only live for about five years. They have big floppy ears and good hearing. Guinea pigs also have a good sense of smell, my Guinea pigs squeak when they smell food.

I like Guinea Pigs!

These facts are from:

www.buzzle.com/articles/guinea-pig-facts.html

My Guinea Pigs

I have two guinea pigs. I have had them for two years. They are both girls, Lucy and Dusya. I feed them vegetables. Carrots are their favorites. They also eat dry food, hay and pellets. The guinea pigs eat a lot. I think they look fat.

My guinea pigs have a tunnel in their cage. They eat in their tunnel. The tunnel is big. They do not like to be held. They squeak.



Images from en.wikipedia.org/wiki/Guinea_pig



The Little Guinea Pig, drawn by Maya



Adventure Fiction

Ninja Story

By Roscoe K. and Connor D., 3rd Grade

Meet the Water Ninjas:

Dark Blue Ninja - Doesn't talk much, but when it comes to fighting, he is an expert.

Light Blue Ninja - Loves talking and playing around. When it comes to fighting, he will always try to avoid it.


Vine Ninja - Likes to practice his powers.

Dark Green Ninja - When it comes to tree climbing, he is an expert.

Here's our story: After the destruction of our Water Temple by the Fire Tribe, we had to move to the Fire Temple. For now we need to disguise who we really are and pretend to be Fire Tribe until the world really needs us again.

When we got some clothes that made us look like Fire Tribe and food, we set up our tent. We got ready to go to sleep, but none of us could go to bed. We kept hearing strange noises. We got up and went outside. We were in for a big surprise. There was the Fire Tribe, and they did not look happy.

"Soldiers why are you in this tent?" asked the Fire Leader. The leader seemed to believe that we were from the Fire Tribe.



"Because, we took over the Water Temple and we do not have to go back to headquarters for another 2 hours !!" we replied.

The Fire Tribe took us on a long journey, to the Fire Temple. They asked us to step through the Fire of Truth. Because we were only pretending to be Fire Tribe, things got a little out of hand. The next thing we knew, we were soaring back through space and we hit a tree. The Fire of Truth was so powerful it had blasted us backward. The Fire Tribe surrounded us with fire.


Dark Blue and Light Blue used as much water as they could to defeat them. First, Blue passed out, then Green passed out, then the the rest of us shared the same fate.

The next thing we knew, we woke up in cells. It was a terrible sight, most everything was fire! We were hanging and fire was under us. The Fire Tribe knew that fire weakens our power. The only one of us who was strong enough to keep fighting was Dark Blue.

Green grew vines, shooting them from his hands. The vines hit the ceiling and caught hold. We swung to a vent in the ceiling.

We escaped! We went to the sea to build our new Water Temple.
THE END

Illustrated by Connor D.



Kate's Holiday Page



Vietnamese New Year

by Kate V. 3rd Grade



Vietnamese New Year is called *Tết*. The date this year for *Tết* is February 3. The Vietnamese use the lunar calendar (a calendar that follows the path of the moon) instead of the solar calendar (a calendar that follows the path of the sun). *Tết* is a time to visit family and friends. It is also a time to celebrate the new year.

Food

On *Tết* people eat things like *bánh chưng*. *Bánh chưng* is a special kind of rice cake. It is sticky rice surrounding mung bean paste. It has a center of pork and is wrapped in fresh banana leaf. It is traditionally a square shape. My family usually makes about the standard size batch, about 25 cakes.

Bánh Chưng



Apparel

On *Tết* people wear a kind of dress robe called *áo dài*. It is worn by men and women though people wear it on other occasions than just on *Tết*. For example, in Saigon girls wear white *áo dài* to school. On *Tết* people wear red *áo dài* instead of white because white is a funeral color in Vietnam.

Customs

On *Tết* people make offerings to Buddha and dead families and friends. The offerings are usually fruits, *bánh chưng* and tea. A day before the day to give the offering people will prepare it. On *Tết* people will put the offerings on an altar and light incense and candles. They will pray for a bit and then blow out the candles. Then they will take the offerings off the altar.

The Last Word




Come to the Book and Technology Fair

books-\$1-\$2
dvds and games \$2
tech gadgets \$5 & up

WHEN: FRIDAY MARCH 11

5pm-8pm
Edison gym

All the money we earn
goes to help Edison
get new iPads!



Donate
your old
books, DVDs
and games to
help Edison
purchase **new**
iPads!

Tech Fair Announcement and iPad Illustration by Connor D.
Book illustrations by Faolan A.



Light Bulb Staff:

Name	Grade
Alex King.....	2 nd
Avery Monson.....	3 rd
Connor Davidson	3 rd
Emma Illig.....	3 rd
Evelyn Mews	1 st
Faolan Adams	1 st
Kate Vu	3 rd
Kalli Schoening.....	3 rd
Lane Mikkelsen	3 rd
Maya Kozlov.....	3 rd
Natalie Hamilton	3 rd
Roscoe King	3 rd



**Eugene, Oregon,
USA**

*In our after school
publishing program,
students explore positive and powerful ways to share
their interests, skills and opinions, creatively and
respectfully, through drafting, collaboration,
conferencing and revising. Opinions expressed are
those of each author and do not necessarily reflect
those of the publishing program or Edison School.
We invite your feedback.*

For our online version and more information, visit:
edison-student-publishers.wikispaces.com

Email: edisonpress@gmail.com

Lead Advisor: Kirsti Haugen

Assistant: Lisa von der Heydt

Masthead: Faolan Adams

In this Issue:

How to Write by Emma I.	1
Ocean Facts by Evelyn M.	1
OBOB Update by Kate V.	1
Computer Advice by Alex K.	2
Crazy Erasers by Lane M.	3
Strawberry Shortcake & Rainy Day Activities by Evelyn M.	4
Fairies by Faolan A.	5
Cute Animals by Kalli S., Avery M. & Natalie H.	6
Animal Fun by Avery M., Natalie H & Kalli S.	7
Lion Page by Maya K.	8
Guinea Pigs by Maya K.	8
Ninja Story by Connor D. & Roscoe K.	10
Vietnamese New Year by Kate V. ..	11
Tech Fair by Connor D.	12